

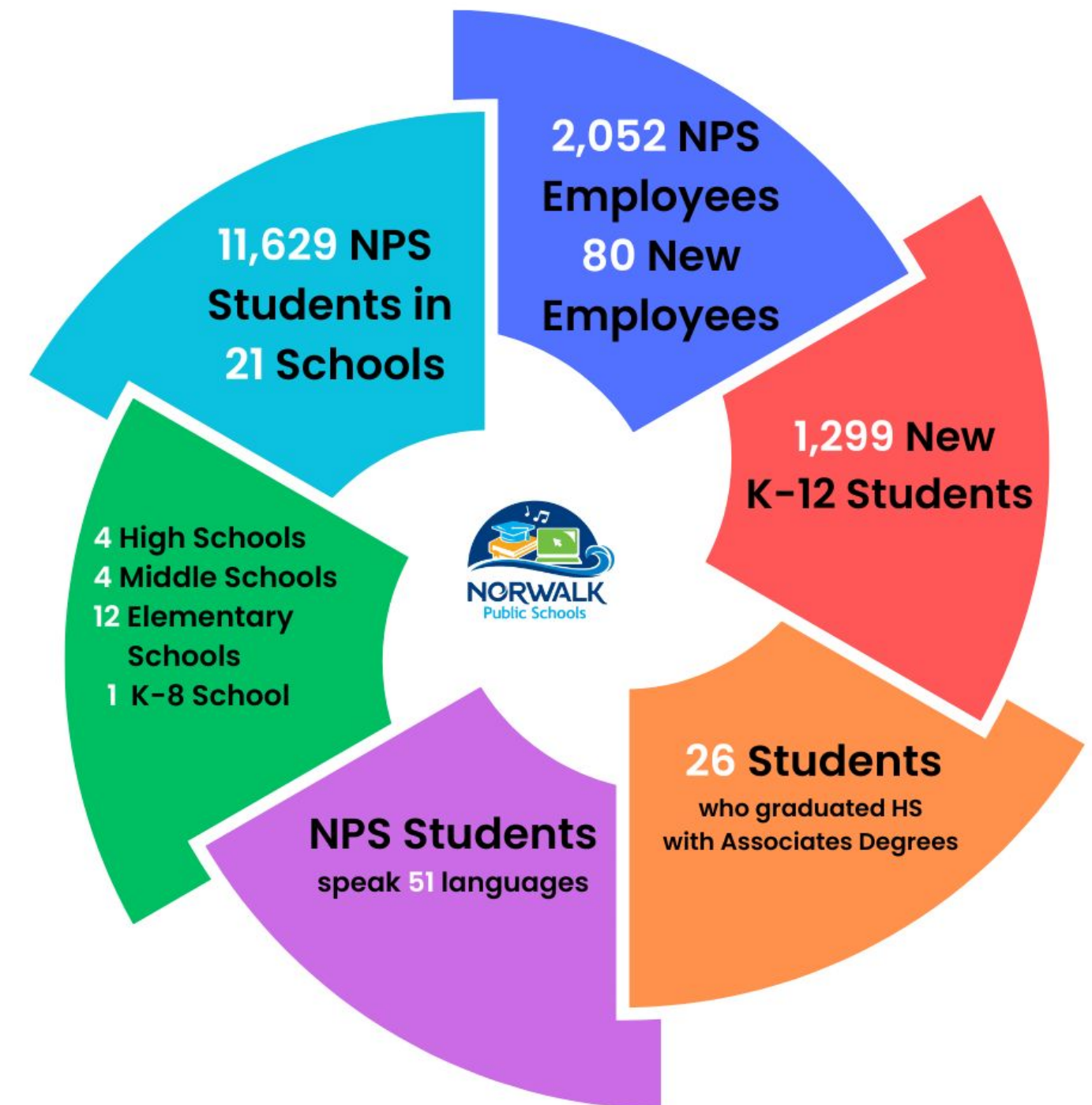


Norwalk ACTS Quarterly Convening BOE Budget Process Overview

Lunda Asmani, CPFO
BOE Chief Financial Officer | Norwalk Public Schools
December 9, 2025



Norwalk Public Schools At-A-Glance



* As of June 1, 2025


Recent Highlights and FY2024-25 Achievements

Portrait of a Graduate



Launched the NPS Portrait of a Graduate initiative, focusing on the core competency of critical thinking.

Future Ready Programs



Future Ready Programs (FRP), including Twilight and Virtual Academy, serve over 100 students, offering equitable access to personalized education through direct instruction and distance learning. The graduating Class of 2024 included 38 students from the Future ready program.

Dr. Damon Lewis




Ponus Ridge STEAM Academy Principal Dr. Damon Lewis was named Middle Level National Principal of the Year by the National Association of Secondary School Principals and Middle School Principal of the Year by the Connecticut Association of Schools.

LaShante James



Brien McMahon High School Assistant Principal LaShante James was named Assistant High School Principal of the Year by the Connecticut Association of Schools.

High School Bands



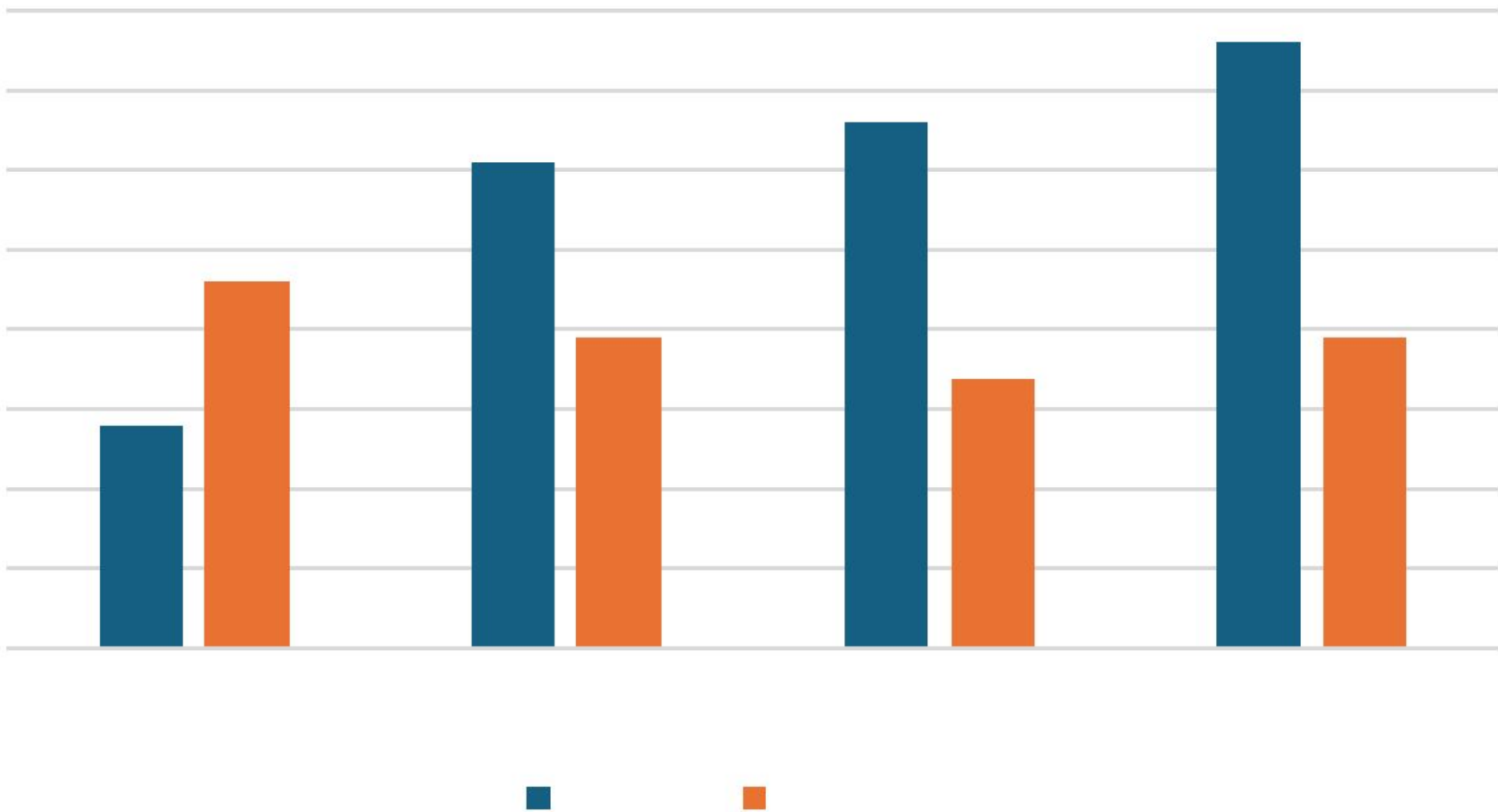

The Brien McMahon Marching Band and Guard and Norwalk High Percussion were promoted to higher competition classes for the 2025-26 season.

Portrait of Success: Norwalk Public Schools

NORWALK PUBLIC SCHOOLS
2024 FOUR-YEAR GRADUATION RATE

92.6%

TOPPING THE STATE AVERAGE BY NEARLY 4 POINTS



FY25-26 BOE General Fund Budget Summary

GENERAL FUND SUMMARY

City General Fund Contribution
Total General Fund Revenue

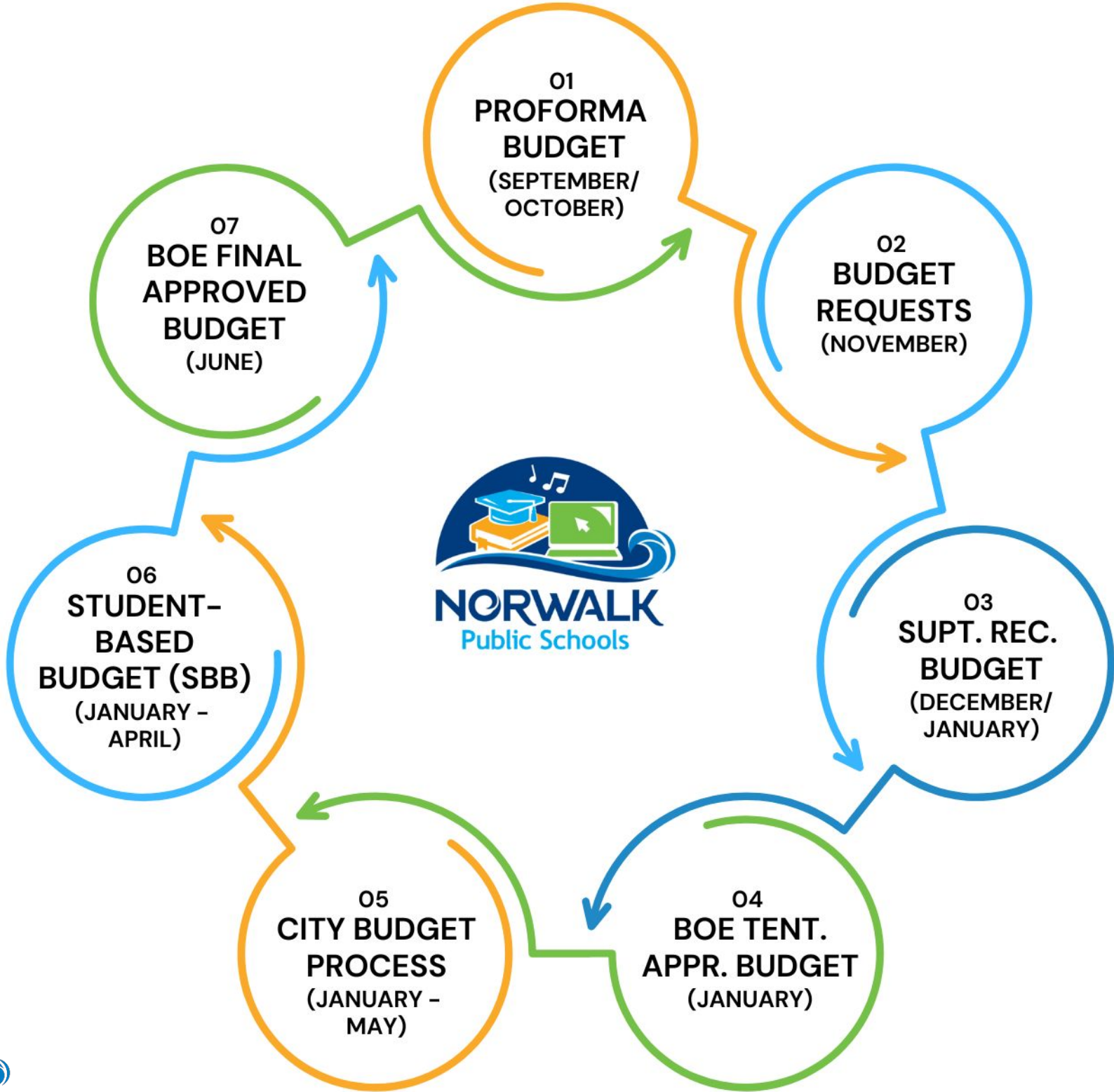
2024-25 REVISED	2024-25 ACTUAL	2025-26 APPROVED	2025-26 \$4.5 MILLION APPROPRIATION	2025-26 AMENDED	FY25-FY26 VARIANCE	
					AMOUNT	%
233,528,844	233,401,968	242,694,758	4,500,000	247,194,758	13,665,914	5.9%
233,528,844	233,401,968	242,694,758	4,500,000	247,194,758	13,665,914	5.9%

Salaries
 Benefits
 Professional & Technical Services
 Property Services
 Other Student Services
 Supplies & Materials
 Equipment
 Other Objects
 Transfers
Total General Fund Expenditures

146,940,869	146,902,413	144,837,492	3,589,622	148,427,113	1,486,245	1.0%
31,717,408	31,665,544	37,925,044	890,378	38,815,422	7,098,014	22.4%
9,440,013	9,438,278	8,724,807	20,000	8,744,807	(695,207)	-7.4%
9,851,120	9,843,551	11,234,552	-	11,234,552	1,383,432	14.0%
26,025,347	26,020,306	27,175,378	-	27,175,378	1,150,032	4.4%
7,941,631	7,924,001	10,175,386	-	10,175,386	2,233,755	28.1%
1,488,387	1,484,541	1,764,458	-	1,764,458	276,071	18.5%
124,069	123,334	185,040	-	185,040	60,971	49.1%
-	-	672,601	-	672,601	672,601	
233,528,844	233,401,968	242,694,758	4,500,000	247,194,758	13,665,914	5.9%

The FY25-26 budget reflects a \$13.7M (5.9%) year-over-year increase, driven by salaries and benefits

How The Budget Comes Together





BUDGET ENGAGEMENTS TO DATE

FOCUSING ON THE FISCAL YEAR

2026-27 OPERATING
AND CAPITAL BUDGETS

#	Date	Meeting
01	9/10/25	Board of Education Finance Committee Meeting
02	9/16/25	Board of Education Business Meeting
03	9/24/25	Special Joint Finance Committee Public Hearing
04	10/21/25	Board of Education Business Meeting
05	11/12/25	Board of Education Finance Committee Meeting
06	11/12/25	Board of Education Workshop
07	11/18/25	Board of Education Business Meeting
08	11/19/25	Board of Education Community Town Hall on FY2026-27 Operating Budget

For details of each meeting, visit **Board Docs** located within the **BOE Website**
BOE Website: bit.ly/NPSboeWebsite



UPCOMING BUDGET ENGAGEMENTS

FOCUSING ON THE FISCAL YEAR

2026-27 OPERATING
AND CAPITAL BUDGETS

#	Date	Meeting
09	12/9/25	Board of Education Workshop on Superintendent Recommended Operating & Capital Budget
10	12/16/25	Board of Education Approves Superintendent Recommended Operating & Capital Budget
11	1/8/26	Board of Education & Common Council Joint Finance Committee Meeting
12	1/13/26	Presentation of Superintendent Recommended Operating & Capital Budget to New Board of Education members
13	2/11/26	FY26 Update to Board of Education Finance Committee
14	2/12/26	Common Council Finance Committee Holds Public Hearing on Operating Budget; Operating Cap Recommended to Council
15	2/24/26	Common Council Adopts Preliminary Expenditure Cap
16	3/26/26	Board of Estimate & Taxation Public Hearing on Operating Budget

FY27: What's Shaping the Budget

\$4.5 Million Funding

Last year's appropriation will be built into this year's budget to keep positions that were reinstated.

Special Education

An increase in student identification and provider rates is raising overall service needs.

Insurance Costs

The district is now responsible for liability, auto, and property insurance previously paid by the city.

School Meals

Ongoing funding ensures all students continue to have access to free school meals.

Staff Pay and Benefits

Budget accounts for negotiated salary increases and rising health insurance costs.

South Norwalk School Staffing

Supports additional staff and resources as the school adds a 4th grade this year.

Pre-K Expansion

Expanding two full-day Pre-K programs at Wolfpit and South Norwalk School through the SMART START Grant to meet growing student needs.

Retirement Contributions

Reflects new employer contribution rates for employee 401(a) plans.

Service Contracts

Higher costs across key district vendors and services.

QR CODES



Copy of the Presentation



Budget Website

bit.ly/NPSBudgetWebsite



NORWALK
Public Schools